
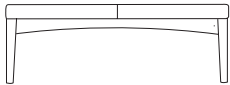
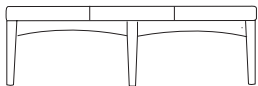
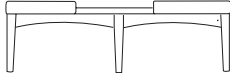


ARCHED BENCH SERIES



**PRODUCT FEATURES:**

- > Hardwood Maple frame.
- > All standard wood finishes available on Maple.
- > For custom wood finishes, please add one-time upcharge of \$200 List per color per order.
- > All benches are 20" deep with 18" seat height; three widths available.
- > 72" benches feature six legs.
- > Non-skid glides available for hard surface floors. Please specify "NS" after model number and add \$5 List per leg.
- > Center table features Maple veneer or laminate top with solid lumber edge, dimensions: 24"W x 20"D x 1<sup>1</sup>/<sub>4</sub>"H.

MODEL #			FABRIC GRADES							LEATHER GRADES				
			COM	1	2	COL 3	4	5	6	7	8	L1	L2	L3
<b>7548</b>		<b>48" L x 20" D x 18" H</b> One Cushion Seat 1 <sup>1</sup> / <sub>2</sub> Yds. 66 lbs. TB 133, add \$60 List	1069	1123	1141	1159	1177	1195	1213	1231	1249	1459	1557	1654
<b>7560</b>		<b>60" L x 20" D x 18" H</b> Two Cushion Seat 2 Yds. 77 lbs. TB 133, add \$80 List	1222	1294	1318	1342	1366	1390	1414	1438	1462	1742	1872	2002
<b>7572</b>		<b>72" L x 20" D x 18" H</b> Three Cushion Seat 2 <sup>1</sup> / <sub>2</sub> Yds. 90 lbs. TB 133, add \$100 List	1361	1451	1481	1511	1541	1571	1601	1631	1661	2011	2174	2336
<b>7572T</b>		<b>72" L x 20" D x 18" H w/ Table</b> Two Cushion Seat 2 Yds. 105 lbs. TB 133, add \$80 List	1640	1712	1736	1760	1784	1808	1832	1856	1880	2160	2290	2420


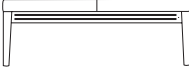
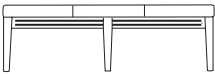
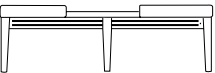
BENCH SEATING

## ARIA BENCH SERIES

### PRODUCT FEATURES:

- › Hardwood Maple frame.
- › All standard wood finishes available on Maple.
- › For custom wood finishes, please add one-time upcharge of \$200 List per color per order.
- › All benches are 20" deep with 18" seat height; three widths available.
- › 72" benches feature six legs.
- › Non-skid glides available for hard surface floors. Please specify "NS" after model number and add \$5 List per leg.
- › Center table features Maple veneer or laminate top with solid lumber edge, dimensions: 24"W x 20"D x 1<sup>1</sup>/<sub>4</sub>"H.




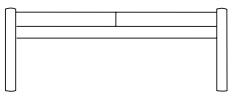

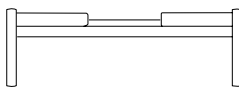
MODEL #		FABRIC GRADES							LEATHER GRADES				
		COM	1	2	COL 3	4	5	6	7	8	L1	L2	L3
<b>7648</b>	 <p><b>48" L x 20" D x 18" H</b> One Cushion Seat 1<sup>1</sup>/<sub>2</sub> Yds. 56 lbs. TB 133, add \$60 List</p>	1136	1190	1208	1226	1244	1262	1280	1298	1316	1526	1624	1721
<b>7660</b>	 <p><b>60" L x 20" D x 18" H</b> Two Cushion Seat 2 Yds. 77 lbs. TB 133, add \$80 List</p>	1288	1360	1384	1408	1432	1456	1480	1504	1528	1808	1938	2068
<b>7672</b>	 <p><b>72" L x 20" D x 18" H</b> Three Cushion Seat 2<sup>1</sup>/<sub>2</sub> Yds. 90 lbs. TB 133, add \$100 List</p>	1429	1519	1549	1579	1609	1639	1669	1699	1729	2079	2241	2404
<b>7672T</b>	 <p><b>72" L x 20" D x 18" H w/ Table</b> Two Cushion Seat 2 Yds. 105 lbs. TB 133, add \$80 List</p>	1709	1781	1805	1829	1853	1877	1901	1925	1949	2229	2359	2489

PANEL END BENCH SERIES



**PRODUCT FEATURES:**

- > Hardwood Maple frame.
- > All standard wood finishes available on Maple.
- > For custom wood finishes please add one-time upcharge of \$200 List per color per order.
- > All benches are 20" deep with 18" seat height; three widths available.
- > Non-skid glides available for hard surface floors. Please specify "NS" after model number and add \$20 List per bench.
- > Center table features Maple veneer or laminate top with solid lumber edge, dimensions: 24"W x 20"D x 1<sup>1</sup>/<sub>4</sub>"H.

MODEL #		COM	FABRIC GRADES							LEATHER GRADES			
			1	2	COL 3	4	5	6	7	8	L1	L2	L3
<b>7948</b>	<b>48" L x 20" D x 18" H</b> One Cushion Seat 1 <sup>1</sup> / <sub>2</sub> Yds. 66 lbs. TB 133, add \$60 List	1237	1291	1309	1327	1345	1363	1381	1399	1417	1627	1724	1822
													
<b>7960</b>	<b>60" L x 20" D x 18" H</b> Two Cushion Seat 2 Yds. 77 lbs. TB 133, add \$80 List	1321	1393	1417	1441	1465	1489	1513	1537	1561	1841	1971	2101
													
<b>7972</b>	<b>72" L x 20" D x 18" H</b> Three Cushion Seat 2 <sup>1</sup> / <sub>2</sub> Yds. 90 lbs. TB 133, add \$100 List	1408	1498	1528	1558	1588	1618	1648	1678	1708	2058	2220	2383
													
<b>7972T</b>	<b>72" L x 20" D x 18" H w/ Table</b> Two Cushion Seat 2 Yds. 105 lbs. TB 133, add \$80 List	1688	1760	1784	1808	1832	1856	1880	1904	1928	2208	2338	2468
													

BENCH SEATING