



**PRODUCT FEATURES:**

- > Tables manufactured in Maple.
- > Glass top is 1/2" clear glass with eased edge.
- > Clearance between glass top and wood surface is 2 1/2".
- > Unless specified, glass top support posts will be finished according to the specified leg finish.
- > If wood leg is specified, glass top support posts will be chrome unless specified.
- > Fixed leg dimensions: 1 3/4" Dia. x 3 3/4"H.
- > Four fixed leg finishes: #90 Metallic Silver, #95 Satin Black, Chrome or Beech Wood.

> For wood fixed legs, please add \$100 List.



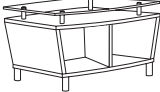

> All standard and custom wood finishes available.

> For custom wood finishes, please add \$200 List per color per order.


**ORDERING PROCEDURES:**

- > Specify table model, table size (L x W x H), wood finish and leg finish.

**MODEL #**

			MODEL NUMBER	LIST	WEIGHT
<b>280</b> 	<b>Serafina Table</b> 280 Series status 		<b>280-181820</b>	1121	43
			<b>280-242420</b>	1308	57
			280-302020	1348	69
			280-303020	1521	80
	(Features Center Divider) status 		<b>280-482218</b>	1699	127

Accompanying Serafina Lounge Chairs featured on page 77. Accompanying Serafina Benches featured on page 135.

status  Available on Status Q Quick Ship Program, 280-181820, 280-242420 and 280-482218 only.