


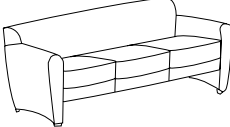



**PRODUCT FEATURES:**

- > Engineered hardwood frame.
- > Fixed seat cushion.
- > All standard wood finishes available on Maple legs.
- > For custom wood finishes, please add one-time upcharge of \$200 List per color per order.
- > Non-skid glides available for hard surface floors. Please specify "NS" after model number and add \$20 List per chair.
- > Please refer to page 142 for two-tone upholstery examples and yardage requirements.



MODEL #		FABRIC GRADES							LEATHER GRADES					
		COM	1	2	COL 3	4	5	6	7	8	L1	L2	L3	
<b>1981</b>	 <p><b>Lounge Chair</b>                      W 31 D 32 H 31<sup>1</sup>/<sub>2</sub>                      Seat Ht. 17<sup>1</sup>/<sub>2</sub>                      Inside Seat Width 21                      Inside Seat Depth 19                      Arm Ht. 24                      5 Yds. 71 lbs.                      COL 100 Sq. Ft.                      TB 133, add \$200 List</p>	status 	1193	1373	1433	1493	1553	1613	1673	1733	1793	2493	2818	3143
<b>1982</b>	 <p><b>Love Seat</b>                      W 53<sup>1</sup>/<sub>2</sub> D 32 H 30<sup>1</sup>/<sub>2</sub>                      Seat Ht. 17<sup>1</sup>/<sub>2</sub>                      Inside Seat Width 43                      Inside Seat Depth 19                      Arm Ht. 24                      7 Yds. 102 lbs.                      COL 147 Sq. Ft.                      TB 133, add \$280 List</p>		1658	1910	1994	2078	2162	2246	2330	2414	2498	3478	3933	4388
<b>1983</b>	 <p><b>Sofa</b>                      W 75<sup>1</sup>/<sub>2</sub> D 32 H 30<sup>1</sup>/<sub>2</sub>                      Seat Ht. 17<sup>1</sup>/<sub>2</sub>                      Inside Seat Width 65                      Inside Seat Depth 19                      Arm Ht. 24                      10<sup>1</sup>/<sub>2</sub> Yds. 133 lbs.                      COL 231 Sq. Ft.                      TB 133, add \$420 List</p>		2226	2604	2730	2856	2982	3108	3234	3360	3486	4956	5638	6321
<b>Ex: 1981-FP</b>	 <p><b>Optional Front Panel</b>                      (Specify "-FP" after model number). Contact Customer Service for additional COM yardage requirements.</p> <p>1981-FP Add \$100 List                      1982-FP Add \$160 List                      1983-FP Add \$220 List</p>													

LOUNGE/MODULAR SEATING