



PRODUCT FEATURES:

- › Engineered hardwood frame.
- › Three arm cap options: wood, upholstered or black urethane.
- › Wood arm cap is Beech plywood.
- › Fixed seat cushion.
- › Two leg options: fixed or on casters.
- › Fixed leg dimensions: 1³/₄" Dia. x 3³/₄" H
- › Four fixed leg finish options: #90 Metallic Silver, #95 Satin Black, Chrome or Beech wood.
- › For wood fixed legs, please add \$100 List.
- › All standard and custom wood finishes available on Beech wood arms and legs.
- › Non-skid glides available for hard surface floors. Please specify "NS" after model number and add \$15 List per chair.
- › For custom wood finishes (to arms, legs, tablet arm, and/or storage shelf), please add one-time upcharge of \$200 List per color per order.
- › Mobile version comes standard with two locking casters in rear and two non-locking casters in front.
- › Caster color is silver as standard.
- › Black casters available at no upcharge, please specify.
- › Open front panel standard.

OPTIONAL TABLET ARM:

- › Standard tablet affixed to right arm, as seated.
- › Left hand tablet, as seated, available, please specify.
- › 360-degree tablet turning radius.
- › Tablet size is 18" W x 11" D x 3³/₄" thick.
- › Two tablet surface options: Maple veneer or laminate.
- › All standard and custom wood finishes available on Maple.
- › Laminate tablet features laminate edge as standard.
- › Laminate tablet edge available with self edge.
- › Laminate tablet with wood edge, please specify and add \$50 List.

OPTIONAL TABLET ARM (CONTINUED):

- › For standard laminates, refer to Standard Finish Card.
- › For custom laminates, please contact Customer Service for pricing.
- › Optional in-tablet nylon cup holder available, please specify and add \$75 List.

OPTIONAL POWER TRAY:

- › Side-mount power tray.
- › Unit affixed to right side, seated, as standard.
- › Left side, as seated, available, please specify.
- › Available in two finishes: Dull Nickel or Gunmetal Black.
- › Electrical unit contains one simplex receptacle, one RJ-45 data jack, one RJ-11 voice jack and includes a 10' long, 15 amp cord.
- › Accessory patch cables for RJ-45 and RJ-11 jacks included.
- › Each patch cable is 10' long.

OPTIONAL STORAGE SHELF:

- › 3³/₄" thick storage shelf available below seat.
- › Interior storage area clearance: 18" W x 18" D x 6" H.
- › Storage shelf clearance is 5" from floor.
- › Shelf surface options: Maple veneer with Maple hardwood edge or laminate with T-mold edge (black or dove grey, please specify).
- › All standard and custom wood finishes available on storage shelf.
- › For standard laminates, refer to Standard Finish Card.
- › For custom laminates, please contact Customer Service for pricing.

UPHOLSTERY COMBINATIONS:

- › Please refer to page 144 for two-tone upholstery examples and yardage requirements.

PRODUCT FEATURES:





- › Three arm cap options: Beech wood, upholstered or black urethane.
- › Four fixed leg finishes: #90 Metallic Silver, #95 Satin Black, Chrome or Beech Wood.
- › For wood fixed legs, add \$100 List.
- › Non-skid glides available for hard surface floors. Please specify "NS" after model number and add \$15 List per chair.
- › Optional storage shelf available in Maple veneer or laminate.
- › Storage shelf available in all standard and custom wood finishes on Maple.

- › For custom wood finishes (to arms, legs, and/or storage shelf), please add one-time upcharge of \$200 List per color per order.
- › Optional side-mount power tray.
- › Upholstery combinations available, please refer to page 144 for examples and yardage requirements.

ORDERING PROCEDURES:

- › Specify model number, arm cap finish (on Beech), fixed leg finish and upholstery selection.
- › List options separately.



| MODEL # | | FABRIC GRADES | | | | | | | LEATHER GRADES | | | | |
|-------------|---|---------------|------|------|------|------|------|------|----------------|------|------|------|------|
| | | COM | 1 | 2 | COL | | | 4 | 5 | 6 | 7 | 8 | L1 |
| 4111 |  <p>Lounge Chair with Fixed Legs Wood Arm Cap W 27¹/₂ D 30¹/₂ H 35¹/₂ status  Seat Ht. 18 Inside Seat Width 21 Inside Seat Depth 19¹/₂ Arm Ht. 25¹/₄ 4 Yds. 85 lbs. COL 75 Sq. Ft. TB 133, add \$148 List</p> | 1084 | 1228 | 1276 | 1324 | 1372 | 1420 | 1468 | 1516 | 1564 | 2124 | 2384 | 2644 |
| 4121 |  <p>Lounge Chair with Fixed Legs Upholstered Arm Cap W 27¹/₂ D 30¹/₂ H 35¹/₂ Seat Ht. 18 Inside Seat Width 21 Inside Seat Depth 19¹/₂ Arm Ht. 25¹/₄ 4 Yds. 85 lbs. COL 75 Sq. Ft. TB 133, add \$148 List</p> | 1051 | 1195 | 1243 | 1291 | 1339 | 1387 | 1435 | 1483 | 1531 | 2091 | 2351 | 2611 |
| 4131 |  <p>Lounge Chair with Fixed Legs Urethane Arm Cap W 27¹/₂ D 30¹/₂ H 35¹/₂ Seat Ht. 18 Inside Seat Width 21 Inside Seat Depth 19¹/₂ Arm Ht. 25¹/₄ 4 Yds. 85 lbs. COL 75 Sq. Ft. TB 133, add \$148 List</p> | 1001 | 1145 | 1193 | 1241 | 1289 | 1337 | 1385 | 1433 | 1481 | 2041 | 2301 | 2561 |

| OPTIONS | | | | | | | | | | | | |
|-------------|--|-----|--|--|--|--|--|--|--|--|--|--|
| 4103 | Power Tray | 265 | | | | | | | | | | |
| 4109 | Storage Shelf Maple veneer with Maple hardwood edge or laminate with T-mold edge (black or dove grey, please specify). | 200 | | | | | | | | | | |

LOUNGE/MODULAR SEATING



PRODUCT FEATURES:




- > Three arm cap options: Beech wood, upholstered or black urethane.
- > Four fixed leg finishes: #90 Metallic Silver, #95 Satin Black, Chrome or Beech wood.
- > For wood fixed legs, add \$100 List.

- > Non-skid glides available for hard surface floors. Please specify "NS" after model number and add \$15 List per chair.
- > Tablet arm affixed to right arm, as seated.
- > Left hand tablet, as seated, available, please specify.
- > Tablet size is 18" W x 11" D x 3/4" thick with 360-degree tablet turning radius.
- > Two tablet surface options: Maple veneer or laminate.
- > Optional in-tablet nylon cup holder available, please specify and add \$75 List.
- > Optional storage shelf available in Maple veneer or laminate.

- > Tablet arm and storage shelf available in all standard and custom wood finishes on Maple.
- > For custom wood finishes (to arms, legs, tablet arm, and/or storage shelf), please add one-time upcharge of \$200 List per color per order.
- > Optional side-mount power tray.
- > Upholstery combinations available, please refer to page 144 for examples and yardage requirements.

ORDERING PROCEDURES:

- > Specify model number, arm cap finish (on Beech), tablet finish (on Maple), tablet edge finish, fixed leg finish and upholstery selection.
- > List options separately.

| MODEL # | | FABRIC GRADES | | | | | | | LEATHER GRADES | | | | |
|---|---|---------------|------|------|-------|------|------|------|----------------|------|------|------|------|
| | | COM | 1 | 2 | COL 3 | 4 | 5 | 6 | 7 | 8 | L1 | L2 | L3 |
| 4111-TA | Lounge Chair with Fixed Legs Wood Arm Cap Tablet Arm W 27 ¹ / ₂ D 30 ¹ / ₂ H 35 ¹ / ₂ Seat Ht. 18 Inside Seat Width 21 Inside Seat Depth 19 ¹ / ₂ Arm Ht. 25 ¹ / ₄ 4 Yds. 85 lbs. COL 75 Sq. Ft. TB 133, add \$148 List | | | | | | | | | | | | |
|  | | 1304 | 1448 | 1496 | 1544 | 1592 | 1640 | 1688 | 1736 | 1784 | 2344 | 2604 | 2864 |
| 4121-TA | Lounge Chair with Fixed Legs Upholstered Arm Cap Tablet Arm W 27 ¹ / ₂ D 30 ¹ / ₂ H 35 ¹ / ₂ Seat Ht. 18 Inside Seat Width 21 Inside Seat Depth 19 ¹ / ₂ Arm Ht. 25 ¹ / ₄ 4 Yds. 85 lbs. COL 75 Sq. Ft. TB 133, add \$148 List | | | | | | | | | | | | |
|  | | 1271 | 1415 | 1463 | 1511 | 1559 | 1607 | 1655 | 1703 | 1751 | 2311 | 2571 | 2831 |
| 4131-TA | Lounge Chair with Fixed Legs Urethane Arm Cap Tablet Arm W 27 ¹ / ₂ D 30 ¹ / ₂ H 35 ¹ / ₂ Seat Ht. 18 Inside Seat Width 21 Inside Seat Depth 19 ¹ / ₂ Arm Ht. 25 ¹ / ₄ 4 Yds. 85 lbs. COL 75 Sq. Ft. TB 133, add \$148 List | | | | | | | | | | | | |
|  | | 1222 | 1366 | 1414 | 1462 | 1510 | 1558 | 1606 | 1654 | 1702 | 2262 | 2522 | 2782 |

| OPTIONS | | | | | | | | | | | | | |
|-------------|--|-----|--|--|--|--|--|--|--|--|--|--|--|
| 4103 | Power Tray | 265 | | | | | | | | | | | |
| 4109 | Storage Shelf Maple veneer with Maple hardwood edge or laminate with T-mold edge (black or dove grey, please specify). | 200 | | | | | | | | | | | |

LOUNGE/MODULAR SEATING

PRODUCT FEATURES:




- › Three arm cap options: Beech wood, upholstered or black urethane.
- › Mobile version comes standard with two locking casters in rear and two non-locking casters in front.
- › Caster color is silver as standard.
- › Black casters available at no upcharge, please specify.
- › Optional storage shelf available in Maple veneer or laminate.
- › Storage shelf available in all standard and custom wood finishes on Maple.
- › For custom wood finishes (to arms and/or storage shelf), please add one-time upcharge of \$200 List per color per order.

- › Side-mount power tray not available on mobile version.
- › Upholstery combinations available, please refer to page 144 for examples and yardage requirements.

ORDERING PROCEDURES:

- › Specify model number, arm cap finish (on Beech) and upholstery selection.
- › List options separately.



| MODEL # | | FABRIC GRADES | | | | | | | LEATHER GRADES | | | | |
|----------------|---|---------------|------|------|-------|------|------|------|----------------|------|------|------|------|
| | | COM | 1 | 2 | COL 3 | 4 | 5 | 6 | 7 | 8 | L1 | L2 | L3 |
| 4112 |  <p>Lounge Chair with Casters Wood Arm Cap W 27¹/₂ D 30¹/₂ H 35¹/₂ Seat Ht. 18 Inside Seat Width 21 Inside Seat Depth 19¹/₂ Arm Ht. 25¹/₄ 4 Yds. 85 lbs. COL 75 sq. ft. TB 133, add \$148 List</p> | 1112 | 1256 | 1304 | 1352 | 1400 | 1448 | 1496 | 1544 | 1592 | 2152 | 2412 | 2672 |
| 4122 |  <p>Lounge Chair with Casters Upholstered Arm Cap W 27¹/₂ D 30¹/₂ H 35¹/₂ Seat Ht. 18 Inside Seat Width 21 Inside Seat Depth 19¹/₂ Arm Ht. 25¹/₄ 4 Yds. 85 lbs. COL 75 sq. ft. TB 133, add \$148 List</p> | 1078 | 1222 | 1270 | 1318 | 1366 | 1414 | 1462 | 1510 | 1558 | 2118 | 2378 | 2638 |
| 4132 |  <p>Lounge Chair with Casters Urethane Arm Cap W 27¹/₂ D 30¹/₂ H 35¹/₂ Seat Ht. 18 Inside Seat Width 21 Inside Seat Depth 19¹/₂ Arm Ht. 25¹/₄ 4 Yds. 85 lbs. COL 75 Sq. Ft. TB 133, add \$148 List</p> | 1029 | 1173 | 1221 | 1269 | 1317 | 1365 | 1413 | 1461 | 1509 | 2069 | 2329 | 2589 |
| OPTIONS | | | | | | | | | | | | | |
| 4109 | <p>Storage Shelf Maple veneer with Maple hardwood edge or laminate with T-mold edge (black or dove grey, please specify).</p> | 200 | | | | | | | | | | | |

LOUNGE/MODULAR SEATING



PRODUCT FEATURES:




- › Three arm cap options: Beech wood, upholstered or black urethane.
- › Mobile version comes standard with two locking casters in rear and two non-locking casters in front (silver in color).

- › Tablet arm affixed to right arm, as seated.
- › Left hand tablet, as seated, available, please specify.
- › Tablet size is 18" W x 11" D x 3/4" thick with 360-degree tablet turning radius.
- › Two tablet surface options: Maple veneer or laminate.
- › Optional in-tablet nylon cup holder available, please specify and add \$75 List.
- › Optional storage shelf available in Maple veneer and laminate.
- › Tablet arm and storage shelf available in all standard and custom wood finishes on Maple.

- › For custom wood finishes (to arms, tablet arm, and/or storage shelf), please add one-time upcharge of \$200 List per color per order.
- › Side-mount power tray not available on mobile version.
- › Upholstery combinations available, please refer to page 144 for examples and yardage requirements. upholstery selection.

ORDERING PROCEDURES:

- › Specify model number, arm cap finish (on Beech), tablet finish (on Maple), tablet edge finish and upholstery selection.
- › List options separately.

| MODEL # | | FABRIC GRADES | | | | | | | LEATHER GRADES | | | | | | | |
|----------------|--|---------------|------|------|------|------|------|------|----------------|------|------|------|------|----|----|--|
| | | COM | 1 | 2 | COL | | | 4 | 5 | 6 | 7 | 8 | L1 | L2 | L3 | |
| 4112-TA |  <p>Lounge Chair with Casters Wood Arm Cap Tablet Arm W 27¹/₂ D 30¹/₂ H 35¹/₂ Seat Ht. 18 Inside Seat Width 21 Inside Seat Depth 19¹/₂ Arm Ht. 25¹/₄ 4 Yds. 85 lbs. COL 75 Sq. Ft. TB 133, add \$148 List</p> | 1332 | 1476 | 1524 | 1572 | 1620 | 1668 | 1716 | 1764 | 1812 | 2372 | 2632 | 2892 | | | |
| 4122-TA |  <p>Lounge Chair with Casters Upholstered Arm Cap Tablet Arm W 27¹/₂ D 30¹/₂ H 35¹/₂ Seat Ht. 18 Inside Seat Width 21 Inside Seat Depth 19¹/₂ Arm Ht. 25¹/₄ 4 Yds. 85 lbs. COL 75 Sq. Ft. TB 133, add \$148 List</p> | 1299 | 1443 | 1491 | 1539 | 1587 | 1635 | 1683 | 1731 | 1779 | 2339 | 2599 | 2859 | | | |
| 4132-TA |  <p>Lounge Chair with Casters Urethane Arm Cap Tablet Arm W 27¹/₂ D 30¹/₂ H 35¹/₂ Seat Ht. 18 Inside Seat Width 21 Inside Seat Depth 19¹/₂ Arm Ht. 25¹/₄ 4 Yds. 85 lbs. COL 75 Sq. Ft. TB 133, add \$148 List</p> | 1249 | 1393 | 1441 | 1489 | 1537 | 1585 | 1633 | 1681 | 1729 | 2289 | 2549 | 2809 | | | |

OPTIONS

| | | | | | | | | | | | | | | | |
|-------------|--|-----|--|--|--|--|--|--|--|--|--|--|--|--|--|
| 4109 | <p>Storage Shelf Maple veneer with Maple hardwood edge or laminate with T-mold edge (black or dove grey, please specify).</p> | 200 | | | | | | | | | | | | | |
|-------------|--|-----|--|--|--|--|--|--|--|--|--|--|--|--|--|