

**PRODUCT FEATURES:**

- › Engineered hardwood frame.
- › Fixed legs available in four finishes: #90 Metallic Silver, #95 Satin Black, Chrome or Beech wood.
- › For wood fixed legs, add \$50 List per unit.
- › Tables manufactured in Maple.
- › Dimensions: 22" W x 19<sup>3</sup>/<sub>4</sub>" D x 16" H.
- › Two table surface options: Maple veneer or laminate.
- › All standard and custom wood finishes available on Maple.
- › For custom wood finishes, please add one-time upcharge of \$200 List per color per order.
- › For standard laminates, refer to Standard Finish Card.
- › For custom laminates, please contact Customer Service for pricing.
- › Optional rotating tablet and stationary table-ette available in Beech veneer or laminate.
- › Optional in-tablet nylon cup holder available on rotating tablet, please specify and add \$75 List.
- › Optional power tray available.
- › Power tray contains one simplex receptacle, one RJ-45 data jack, one RJ-11 voice jack and includes a 10' long, 15 amp cord.
- › Two finish options: Dull Nickel or Gunmetal Black.



**ORDERING PROCEDURES:**

- › Specify model number, leg finish and upholstery selection.
- › Modular benches available, please refer to page 114 for models.

MODEL #		FABRIC GRADES							LEATHER GRADES				
		COM	1	2	COL 3	4	5	6	7	8	L1	L2	L3
<b>7301</b>	<b>Single Seat Bench</b> W 22 <sup>1</sup> / <sub>2</sub> D 22 <sup>1</sup> / <sub>2</sub> H 17 <sup>1</sup> / <sub>2</sub> 1 <sup>1</sup> / <sub>2</sub> Yds. 27 lbs. COL 30 Sq. Ft. TB 133, add \$60 List	705	759	777	795	813	831	849	867	885	1095	1193	1290
<b>7302</b>	<b>Two-Seat Bench</b> W 45 D 22 <sup>1</sup> / <sub>2</sub> H 17 <sup>1</sup> / <sub>2</sub> 3 Yds. 54 lbs. COL 55 Sq. Ft. TB 133, add \$120 List	1210	1318	1354	1390	1426	1462	1498	1534	1570	1990	2185	2380
<b>7302-CT</b>	<b>Two-Seat Bench with Center Table</b> W 67 D 22 <sup>1</sup> / <sub>2</sub> H 17 <sup>1</sup> / <sub>2</sub> 3 Yds. 84 lbs. COL 55 Sq. Ft. TB 133, add \$120 List	1835	1943	1979	2015	2051	2087	2123	2159	2195	2615	2810	3005
<b>7302-ET</b>	<b>Two-Seat Bench with End Table</b> W 67 D 22 <sup>1</sup> / <sub>2</sub> H 17 <sup>1</sup> / <sub>2</sub> 3 Yds. 84 lbs. COL 55 Sq. Ft. TB 133, add \$120 List	1835	1943	1979	2015	2051	2087	2123	2159	2195	2615	2810	3005
TABLET OPTIONS (MOUNTED ON TABLES ONLY)													
<b>XXXX-RT</b>	Rotating Tablet, Right (as seated)	204											
<b>XXXX-LT</b>	Rotating Tablet, Left (as seated)	204											
<b>XXXX-ST</b>	Stationary Table-ette, Center	204											
<b>4103</b>	Power Tray	265											

(XXXX - Refers to bench model number)

BENCH SEATING



**PRODUCT FEATURES:**





- > Engineered hardwood frame.
- > Fixed legs available in four finishes: #90 Metallic Silver, #95 Satin Black, Chrome or Beech wood.
- > For wood fixed legs, add \$50 List per unit.

- > Tables manufactured in Maple.
- > Dimensions: 22" W x 19<sup>3/4</sup>" D x 16" H.
- > Two table surface options: Maple veneer or laminate.
- > All standard and custom wood finishes available on Maple.
- > For custom wood finishes, please add one-time upcharge of \$200 List per color per order.
- > For standard laminates, refer to Standard Finish Card.
- > For custom laminates, please contact Customer Service for pricing.
- > Optional rotating tablet and stationary table-ette available in Beech veneer or laminate.

- > Optional in-tablet nylon cup holder available on rotating tablet, please specify and add \$75 List.
- > Optional power tray available.
- > Power tray contains one simplex receptacle, one RJ-45 data jack, one RJ-11 voice jack and includes a 10' long, 15 amp cord.
- > Two finish options: Dull Nickel or Gunmetal Black.

**ORDERING PROCEDURES:**

- > Specify model number, leg finish and upholstery selection.
- > Modular benches available, please refer to page 114 for models.

MODEL #		FABRIC GRADES								LEATHER GRADES			
		COM	1	2	COL			4	5	6	7	8	L1
<b>7303</b>	 <p><b>Three-Seat Bench</b> W 68 D 22<sup>1/2</sup> H 17<sup>1/2</sup> 4<sup>1/2</sup> Yds. 81 lbs. COL 85 Sq. Ft. TB 133, add \$180 List</p>	1650	1812	1866	1920	1974	2028	2082	2136	2190	2820	3113	3405
<b>7303-ET</b>	 <p><b>Three-Seat Bench with End Table</b> W 90 D 22<sup>1/2</sup> H 17<sup>1/2</sup> 4<sup>1/2</sup> Yds. 111 lbs. COL 85 Sq. Ft. TB 133, add \$180 List</p>	2275	2437	2491	2545	2599	2653	2707	2761	2815	3445	3738	4030
<b>7303-TT</b>	 <p><b>Three-Seat Bench with Dual End Tables</b> W 112 D 22<sup>1/2</sup> H 17<sup>1/2</sup> 4<sup>1/2</sup> Yds. 143 lbs. COL 85 Sq. Ft. TB 133, add \$180 List</p>	2900	3062	3116	3170	3224	3278	3332	3386	3440	4070	4363	4655
<b>7304</b>	 <p><b>Four-Seat Bench</b> W 90 D 22<sup>1/2</sup> H 17<sup>1/2</sup> 6 Yds. 106 lbs. COL 120 Sq. Ft. TB 133, add \$240 List</p>	2230	2374	2422	2470	2518	2566	2614	2662	2710	3270	3530	3790

TABLET OPTIONS (MOUNTED ON TABLES ONLY)		
<b>XXXX-RT</b>	Rotating Tablet, Right (as seated)	204
<b>XXXX-LT</b>	Rotating Tablet, Left (as seated)	204
<b>XXXX-ST</b>	Stationary Table-ette, Center	204
<b>4103</b>	Power Tray	265

(XXXX - Refers to bench model number)