

**PRODUCT FEATURES:**



- > Tables manufactured in Maple.
- > Custom sizes available, contact Customer Service for pricing.
- > Table top available in wood, laminate, glass and inset glass.
- > Shelf available in wood, laminate and inset glass.
- > All standard and custom wood finishes available.
- > For custom wood finishes, please add \$200 List per color per order.

**ORDERING PROCEDURES:**

- > Specify table model, table size (L x W x H), top surface finish, shelf finish and wood finish.
- > When ordering in laminate, specify laminate manufacturer, color and pattern number.
- > If standard laminate is specified, no upcharge (refer to Standard Finish Card).
- > If special laminate is specified, please contact Customer Service for pricing.



OCCASIONAL TABLES

MODEL #		MODEL NUMBER	LIST	WEIGHT
<b>300WW</b> 	<b>Wood Top Wood Shelf</b>	300WW-181820	967	18
		300WW-242420	1213	24
		300WW-302020	1252	31
		300WW-303020	1567	44
		300WW-482018	1670	50
		300WW-602030	2080	73
<b>300WN</b> 	<b>Wood Top 3/4" Etched Inset Glass Shelf</b>	300WN-181820	921	16
		300WN-242420	1130	22
		300WN-302020	1164	29
		300WN-303020	1436	42
		300WN-482018	1531	48
		300WN-602030	1907	71







**PRODUCT FEATURES:**

- › Tables manufactured in Maple.
- › Custom sizes available, contact Customer Service for pricing.
- › Table top available in wood, laminate, glass and inset glass.
- › Shelf available in wood, laminate and inset glass.
- › All standard and custom wood finishes available.
- › For custom wood finishes, please add \$200 List per color per order.

**ORDERING PROCEDURES:**

- › Specify table model, table size (L x W x H), top surface finish, shelf finish and wood finish.
- › When ordering in laminate, specify laminate manufacturer, color and pattern number.
- › If standard laminate is specified, no upcharge (refer to Standard Finish Card).
- › If special laminate is specified, please contact Customer Service for pricing.

MODEL #		MODEL NUMBER	LIST	WEIGHT
<b>300GW</b>  <b>3/4" Glass Top Wood Shelf</b>		300GW-181820	948	18
		300GW-242420	1156	22
		300GW-302020	1192	31
		300GW-303020	1533	45
		300GW-482018	1618	54
		300GW-602030	2035	76
<b>300GN</b>  <b>3/4" Glass Top 1/4" Etched Inset Glass Shelf</b>		300GN-181820	901	20
		300GN-242420	1072	26
		300GN-302020	1105	33
		300GN-303020	1403	47
		300GN-482018	1479	56
		300GN-602030	1862	79
<b>300NW</b>  <b>1/4" Etched Inset Glass Top Wood Shelf</b>		300NW-181820	993	16
		300NW-242420	1242	22
		300NW-302020	1282	29
		300NW-303020	1597	42
		300NW-482018	1705	48
		300NW-602030	2121	72
<b>300NN</b>  <b>1/4" Etched Inset Glass Top 1/4" Etched Inset Glass Shelf</b>		300NN-181820	946	16
		300NN-242420	1159	22
		300NN-302020	1195	29
		300NN-303020	1467	42
		300NN-482018	1541	48
		300NN-602030	1948	71

**PRODUCT FEATURES:**



- > Tables manufactured in Maple.
- > Custom sizes available, contact Customer Service for pricing.
- > Table top available in wood, laminate, glass and inset glass.
- > Shelf available in wood, laminate and inset glass.
- > All standard and custom wood finishes available.
- > For custom wood finishes, please add \$200 List per color per order.

**ORDERING PROCEDURES:**

- > Specify table model, table size (L x W x H), top surface finish, shelf finish and wood finish.
- > When ordering in laminate, specify laminate manufacturer, color and pattern number.
- > If standard laminate is specified, no upcharge (refer to Standard Finish Card).
- > If special laminate is specified, please contact Customer Service for pricing.



OCCASIONAL TABLES

MODEL #		MODEL NUMBER	LIST	WEIGHT
<b>305WW</b> 	<b>Wood Top Wood Shelf</b>	305WW-1820	1019	17
		305WW-2420	1287	23
		305WW-2430	1377	38
		305WW-3020	1667	38
		305WW-3620	2100	40
<b>305WN</b> 	<b>Wood Top 1/4" Etched Inset Glass Shelf</b>	305WN-1820	971	16
		305WN-2420	1204	21
		305WN-2430	1294	36
		305WN-3020	1537	36
		305WN-3620	1913	38



**PRODUCT FEATURES:**

- › Tables manufactured in Maple.
- › Custom sizes available, contact Customer Service for pricing.
- › Table top available in wood, laminate, glass and inset glass.
- › Shelf available in wood, laminate and inset glass.
- › All standard and custom wood finishes available.
- › For custom wood finishes, please add \$200 List per color per order.

**ORDERING PROCEDURES:**

- › Specify table model, table size (L x W x H), top surface finish, shelf finish and wood finish.
- › When ordering in laminate, specify laminate manufacturer, color and pattern number.
- › If standard laminate is specified, no upcharge (refer to Standard Finish Card).
- › If special laminate is specified, please contact Customer Service for pricing.

MODEL #		MODEL NUMBER	LIST	WEIGHT
	<b>305GW</b> 3/4" Glass Top Wood Shelf	305GW-1820	1043	28
		305GW-2420	1288	34
		305GW-2430	1378	37
		305GW-3020	1706	40
		305GW-3620	2192	57
				76
	<b>305GN</b> 3/4" Glass Top 1/4" Etched Inset Glass Shelf	305GN-1820	996	26
		305GN-2420	1205	32
		305GN-2430	1295	35
		305GN-3020	1577	38
		305GN-3620	2006	55
	<b>305NW</b> 1/4" Etched Inset Glass Top Wood Shelf	305NW-1820	1095	16
		305NW-2420	1385	22
		305NW-2430	1474	29
		305NW-3020	1783	29
		305NW-3620	2231	40
	<b>305NN</b> 1/4" Etched Inset Glass Top 1/4" Etched Inset Glass Shelf	305NN-1820	1048	16
		305NN-2420	1301	22
		305NN-2430	1390	29
		305NN-3020	1653	29
		305NN-3620	2044	40