







PRODUCT FEATURES:

- › Beech hardwood frame.
- › Partial or closed upholstered back option.
- › Two arm options: open arm or upholstered panel arm.
- › All standard and custom wood finishes available on Beech.
- › For custom wood finishes, please add \$200 List per color per order.
- › Non-skid glides available for hard surface floors. Please specify "NS" after model number and add \$20 List per chair.

ORDERING PROCEDURES:

- › Specify model number, wood finish and upholstery selection.

MODEL #		FABRIC GRADES							LEATHER GRADES				
		COM	1	2	COL			4	5	6	7	8	L1
4810	 <p>Guest Chair, Open Arm Partial Upholstered Back W 23 D 23¹/₂ H 34¹/₂ Seat Ht. 17³/₄ Inside Seat Width 19³/₄ Inside Seat Depth 18 Arm Height 26¹/₂ 1¹/₂ Yds. 30 lbs. TB 133, add \$60 List</p>	825	879	897	915	933	951	969	987	1005	1215	1313	1410
4810-PA	 <p>Guest Chair, Panel Arm Partial Upholstered Back W 23 D 23¹/₂ H 34¹/₂ Seat Ht. 17³/₄ Inside Seat Width 19³/₄ Inside Seat Depth 18 Arm Height 26¹/₂ 2¹/₂ Yds. 34 lbs. TB 133, add \$100 List</p>	925	1015	1045	1075	1105	1135	1165	1195	1225	1575	1738	1900
4820	 <p>Guest Chair, Open Arm Closed Upholstered Back W 23 D 23¹/₂ H 34¹/₂ Seat Ht. 17³/₄ Inside Seat Width 19³/₄ Inside Seat Depth 18 Arm Height 26¹/₂ 1¹/₂ Yds. 30 lbs. TB 133, add \$60 List</p>	825	879	897	915	933	951	969	987	1005	1215	1313	1410
4820-PA	 <p>Guest Chair, Panel Arm Closed Upholstered Back W 23 D 23¹/₂ H 34¹/₂ Seat Ht. 17³/₄ Inside Seat Width 19³/₄ Inside Seat Depth 18 Arm Height 26¹/₂ 2¹/₂ Yds. 34 lbs. TB 133, add \$100 List</p>	925	1015	1045	1075	1105	1135	1165	1195	1225	1575	1738	1900

Accompanying Ambient Occasional Tables featured on pages 167-170.

PRODUCT FEATURES:




- › Beech hardwood frame.
- › Multiple configurations of seating and tables.
- › Partial or closed upholstered back option.
- › Upholstered panel arm available, please add “-PA” to model number and add \$75 List per arm.
- › For upholstered panel arm, add 1/2 yard per panel arm.
- › All standard and custom wood finishes available on Beech.
- › For custom wood finishes, please add \$200 List per color per order.
- › Four table options. Custom sizes available, contact Customer Service for pricing.
- › All standard tables are Maple veneer with Maple hardwood edges.
- › Laminate tops available with Maple hardwood edge, please specify.
- › Non-skid glides available for hard surface floors. Please specify “NS” after model number and add \$5 List per leg.
- › Tables are field installed.

ORDERING PROCEDURES:

- › Specify model number, wood finish and upholstery selection.
- › Please include seating layout drawings or sketch with each order.
- › For moisture barrier on seats only, add \$40 List per seat and specify “-MB” after model number.



GUEST SEATING

MODEL #	FABRIC GRADES								LEATHER GRADES			
	COM	1	2	COL 3	4	5	6	7	8	L1	L2	L3
4812  Two-Seater, Open Arm Partial Upholstered Back W 43 ¹ / ₂ D 23 ¹ / ₂ H 34 ¹ / ₂ Seat Ht. 17 ³ / ₄ Inside Seat Width 19 ³ / ₄ Inside Seat Depth 18 Arm Height 26 ¹ / ₂ 3 Yds. 56 lbs. TB 133, add \$120 List	1339	1447	1483	1519	1555	1591	1627	1663	1699	2119	2314	2509
4813  Three-Seater, Open Arm Partial Upholstered Back W 64 D 23 ¹ / ₂ H 34 ¹ / ₂ Seat Ht. 17 ³ / ₄ Inside Seat Width 19 ³ / ₄ Inside Seat Depth 18 Arm Height 26 ¹ / ₂ 4 ¹ / ₂ Yds. 84 lbs. TB 133, add \$180 List	1797	1959	2013	2067	2121	2175	2229	2283	2337	2967	3260	3552
4814  Four-Seater, Open Arm Partial Upholstered Back W 84 ¹ / ₂ D 23 ¹ / ₂ H 34 ¹ / ₂ Seat Ht. 17 ³ / ₄ Inside Seat Width 19 ³ / ₄ Inside Seat Depth 18 Arm Height 26 ¹ / ₂ 6 Yds. 100 lbs. TB 133, add \$240 List	2212	2428	2500	2572	2644	2716	2788	2860	2932	3772	4162	4552

Accompanying Ambient Occasional Tables featured on pages 167-170.






PRODUCT FEATURES:

- > Beech hardwood frame.
- > Multiple configurations of seating and tables.
- > Partial or closed upholstered back option.
- > Upholstered panel arm available, please add “-PA” to model number and add \$75 List per arm.
- > For upholstered panel arm, add 1/2 yard per panel arm.
- > All standard and custom wood finishes available on Beech.
- > For custom wood finishes, please add \$200 List per color per order.
- > Four table options. Custom sizes available, contact Customer Service for pricing.

- > All standard tables are Maple veneer with Maple hardwood edges.
- > Laminate tops available with Maple hardwood edge, please specify.
- > Non-skid glides available for hard surface floors. Please specify “NS” after model number and add \$5 List per leg.
- > Tables are field installed.

ORDERING PROCEDURES:

- > Specify model number, wood finish and upholstery selection.
- > Please include seating layout drawings or sketch with each order.
- > For moisture barrier on seats only, add \$40 List per seat and specify “-MB” after model number.

MODEL #	FABRIC GRADES											LEATHER GRADES		
	COM	1	2	COL			4	5	6	7	8	L1	L2	L3
4822  Two-Seater, Open Arm Closed Upholstered Back W 43 ¹ / ₂ D 23 ¹ / ₂ H 34 ¹ / ₂ Seat Ht. 17 ³ / ₄ Inside Seat Width 19 ³ / ₄ Inside Seat Depth 18 Arm Height 26 ¹ / ₂ 3 Yds. 56 lbs. TB 133, add \$120 List	1339	1447	1483	1519	1555	1591	1627	1663	1699	2119	2314	2509		
4823  Three-Seater, Open Arm Closed Upholstered Back W 64 D 23 ¹ / ₂ H 34 ¹ / ₂ Seat Ht. 17 ³ / ₄ Inside Seat Width 19 ³ / ₄ Inside Seat Depth 18 Arm Height 26 ¹ / ₂ 4 ¹ / ₂ Yds. 84 lbs. TB 133, add \$180 List	1797	1959	2013	2067	2121	2175	2229	2283	2337	2967	3260	3552		
4824  Four-Seater, Open Arm Closed Upholstered Back W 84 ¹ / ₂ D 23 ¹ / ₂ H 34 ¹ / ₂ Seat Ht. 17 ³ / ₄ Inside Seat Width 19 ³ / ₄ Inside Seat Depth 18 Arm Height 26 ¹ / ₂ 6 Yds. 100 lbs. TB 133, add \$240 List	2212	2428	2500	2572	2644	2716	2788	2860	2932	3772	4162	4552		





Accompanying Ambient Occasional Tables featured on pages 167-170.

PRODUCT FEATURES:

- › Four table options.
- › Custom sizes available, contact Customer Service for pricing.
- › All tops are 1¹/₄" thick.
- › Tables are Maple veneer with Maple hardwood edge.
- › All standard and custom wood finishes available on Maple.
- › For custom wood finishes, please add \$200 List per color per order.
- › Laminate tops available.
- › Tables are field installed.

ORDERING PROCEDURES:

- › Please include seating/table layout drawings or sketch with each order.
- › When ordering in laminate, specify laminate manufacturer, color and pattern number.
- › If standard laminate is specified, no upcharge (refer to Standard Finish Card).
- › If special laminate is specified, please contact Customer Service for pricing.
- › Note: For tables mounted to units with Panel Arms (PA), add 2" to overall length of seating configuration.

MODEL #		LIST					
	4840 20" Table Top (In-line add-on) W 24 D 16 ⁷ / ₈ 15 lbs. Field Installed	375					
	4845 Corner Table W 25 D 25 18 lbs. Field Installed	450					
	4850 Right End Table (Facing) W 24 D 16 ⁷ / ₈ H 18 22 lbs. Field Installed	455					
	4855 Left End Table (Facing) W 24 D 16 ⁷ / ₈ H 18 22 lbs. Field Installed	455					